

Child INJURY PROFILE:

DEVONPORT-TAKAPUNA LOCAL BOARD 2008-2012 (HOSPITAL ADMISSIONS, AGE 0-14)



Did YOU KNOW THAT OF ALL PREVENTABLE CHILD INJURIES:

334
were
unintentional*

49 were
Undetermined

<5 were
Assaults

8 were
Self-inflicted

*Unintentional means injuries where there is no intent of harm e.g. drownings, transport related injuries, burns and falls

THE NUMBERS: UNINTENTIONAL INJURIES IN THIS LOCAL BOARD

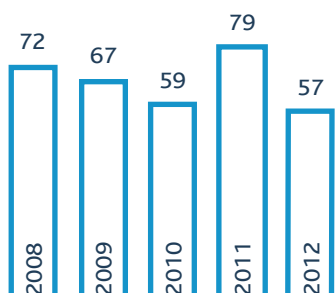
On average **67** children were hospitalised each year

There were **<5** deaths reported during the period 2006 to 2010

Age **5-9** are most frequently injured

63% of children hospitalised are boys

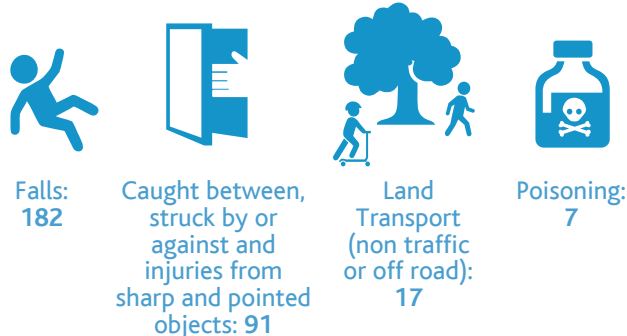
Hospital admission numbers in this Local Board area, 2008-2012




NUMBER OF HOSPITAL ADMISSIONS BY ETHNIC GROUP

Ethnic Group	Admissions
European:	239
Asian:	37
Māori:	33
Pacific Peoples:	14
Other:	11

NUMBER OF UNINTENTIONAL INJURY TYPE BY LEADING CAUSE



COMMONLY IDENTIFIED PLACES CHILDREN ARE INJURED



Source: Injury Prevention Research Unit - University of Otago

WHAT YOU CAN DO TO PREVENT CHILD INJURIES

1. Ensure playgrounds, parks and open spaces are well maintained and meet required standards
2. Ensure transport systems enable children to access services and facilities safely
3. Consider driveway design in any planning
4. Support activities to reduce child injury in your area

July 2014

This infographic was developed by:

safekids
Aotearoa

5th Floor, Cornwall Complex
40 Claude Road, Epsom, Auckland 1023
PO Box 26488, Epsom, Auckland 1344
New Zealand

P +64 9 630 9955
F +64 9 630 9961
Infocentre@safekids.org.nz
www.safekids.org.nz

Auckland Council
Te Kaunihera o Tāmaki Makaurau

Safekids Aotearoa's mission is to reduce the incidence and severity of unintentional injuries to children in New Zealand aged 0-14 years.